

3
step

HVAC Nitrogen Purging Regulator

– The **EASIEST** way to install line sets –



WESTERN

a Scott Fetzer company

Global Gas Management Technology

Enterprises | Innovator | Medica | Westwinds



NEW

VN-650

650 PSI test pressure

VN-500

500 PSI test pressure

VN-250

250 PSI test pressure


- Preset Purge (25-35 CFH), Braze (3-6 CFH) and Pressure Test (650 PSI, 500 PSI or 250 PSI) Settings
- Regulator and Flowmeter in ONE
- Hand-tight Cylinder Connection




www.westernenterprises.com

Why Use Nitrogen when Brazing HVAC Line Sets?


Nitrogen purge is an often overlooked, but critical step in 410a installations. The nitrogen displaces oxygen in the lines and minimizes formation of oxides which can dislodge and get trapped in the TXV or metering orifice, causing premature compression failure.



Copper tubing brazed with nitrogen purge.



Copper tubing brazed without nitrogen purge.
*Notice the black oxide deposits.



Part #	Description
VN-650	Nitrogen Purging/Test Regulator w/650 PSI Test Pressure
VN-500	Nitrogen Purging/Test Regulator w/500 PSI Test Pressure
VN-250	Nitrogen Purging/Test Regulator w/250 PSI Test Pressure

1 year warranty, **Made** in the USA



Global Gas Management Technology

Enterprises | Innovator | Medica | Westwinds

Distributed by: