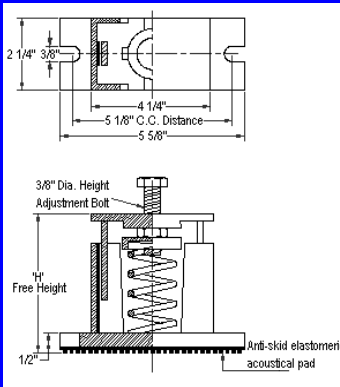






Features + Application Information

1. Powder coated cast iron housings (70-110 micron ASTMD4138-07a)
2. Internal elastomeric snubbers prevent metal to metal contact
3. Anti-skid elastomeric acoustical pad
4. Built-in leveling device
5. Adjust mounting so that upper housing clears lower housing by at least 1/4" but not more than 1/2"
6. Spring elements color-coded for easy field verification
7. Consult spring chart on page 22 for isolator performance data

Dimensional + Model Selection Data

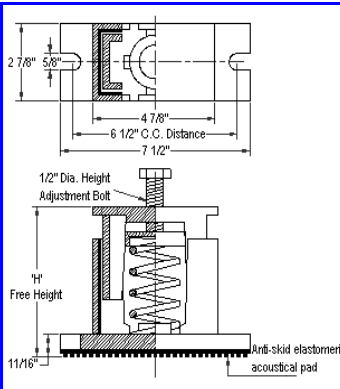
ZA / ZB / ZC / ZD models







 Model ZA:
External adjustment
 Model ZB:
Internal adjustment, pin top
 Model ZC:
Internal adjustment, flat top
 Model ZD:
Internal adjustment, neoprene top

(*) Free height 'H' indicated in table is for ZA isolator. For free height of ZB/ZC models, add 1/4". For free height of ZD model add 1/2".

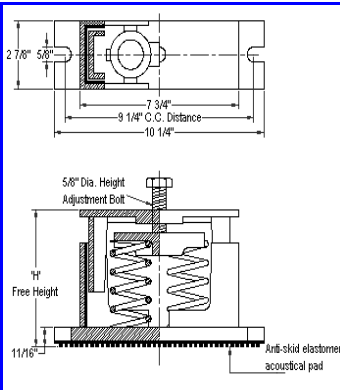
AA-1 / AB-1 / AC-1 / AD-1 models







 Model AA-1:
External adjustment
 Model AB-1:
Internal adjustment, pin top
 Model AC-1:
Internal adjustment, flat top
 Model AD-1:
Internal adjustment, neoprene top

(*) Free height 'H' indicated in table is for AA-1 isolator. For free height of AB-1/AC-1 models, add 3/8". For free height of AD-1 model add 5/8".

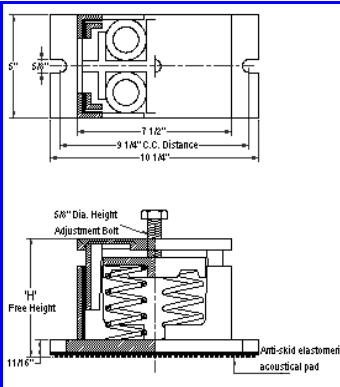
AA-2 / AB-2 / AC-2 / AD-2 models







 Model AA-2:
External adjustment
 Model AB-2:
Internal adjustment, pin top
 Model AC-2:
Internal adjustment, flat top
 Model AD-2:
Internal adjustment, neoprene top

(*) Free height 'H' indicated in table is for AA-2 isolator. For free height of AB-2/AC-2 models, add 1/2". For free height of AD-2 model add 3/4".

AA-4 / AB-4 / AC-4 / AD-4 models



 Model AA-4:
External adjustment
 Model AB-4:
Internal adjustment, pin top
 Model AC-4:
Internal adjustment, flat top
 Model AD-4:
Internal adjustment, neoprene top

(*) Free height 'H' indicated in table is for AA-4 isolator. For free height of AB-4/AC-4 models, add 1/2". For free height of AD-4 model add 3/4".

(Refer to page 2 for isolator star rating system)

1" deflection series ★★☆☆

Model	Load Range (lbs)	H (*)
Zx-121	1 to 50	4"
Zx-122	51 to 80	
Zx-123	81 to 130	
Zx-124	131 to 210	
Zx-125	211 to 300	
Zx-126	301 to 370	
Zx-127	371 to 700	
Ax-1-109	701 to 750	5-1/2"
Ax-1-110	751 to 910	
Ax-1-111	911 to 1080	
Ax-1-112	1081 to 1250	
Ax-1-109-113	1251 to 1330	
Ax-1-110-113	1331 to 1380	
Ax-1-111-113	1381 to 1550	
Ax-1-112-113	1551 to 1832	
Ax-2-111	1833 to 2160	5-3/4"
Ax-2-112	2161 to 2500	
Ax-2-109-113	2501 to 2660	
Ax-2-110-113	2661 to 2760	
Ax-2-111-113	2761 to 3100	
Ax-2-112-113	3101 to 3665	
Ax-4-111	3666 to 4330	6"
Ax-4-112	4331 to 5000	
Ax-4-109-113	5001 to 5330	
Ax-4-110-113	5331 to 5530	
Ax-4-111-113	5531 to 6200	
Ax-4-112-113	6201 to 7330	

2" deflection series ★★☆☆

Model	Load Range	H (*)
Ax-1-140	1 to 80	6-1/2"
Ax-1-141	81 to 160	
Ax-1-142	161 to 310	
Ax-1-143	311 to 410	
Ax-1-144	411 to 595	
Ax-1-141-146B	596 to 647	
Ax-1-147	648 to 1190	
Ax-1-148A	1191 to 1576	6-3/4"
Ax-1-147-146B	1577 to 1690	
Ax-1-148A-146B	1691 to 2076	
Ax-2-147	2077 to 2380	
Ax-2-148A	2381 to 3152	
Ax-2-147-146B	3153 to 3380	7"
Ax-2-148A-146B	3381 to 4152	
Ax-4-147	4153 to 4760	
Ax-4-148A	4761 to 6305	
Ax-4-147-146B	6306 to 6760	
Ax-4-148A-146B	6761 to 8305	

While ordering specify mounting style model in place of "x"
e.g. for pin top internal adjustment order A B-1-110